


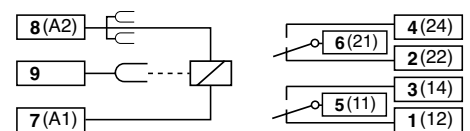
Type	S7-I/O 2-pole, 2 level Integrated clip and marking label Coil bridge bus bar to connect in A2 Logic wiring
Rated current	10 A
Specifications	
Rated load	10 A / 250 V
Insulation	Test voltage V rms / 1 min
- All terminals/DIN rail	2,5 kV
- Terminal/terminal	2,5 kV
Cross-section of connecting wire	
- Single-wire	4 mm ² or 2 x 2,5 mm ²
- Multi-wire	22 - 14 AWG
Max. screw torque	0.7 Nm
Screw dimensions	M3, Pozi, slot
Integrated retaining clip/plastic	for relay series C7
Labelling space	detachable
Connection label	1...8; DIN/EN
Mounting	DIN rail TS35 or mounting plate
Ambient temperature operation/storage	-40 (no ice)...60 °C / -40 ... 80 °C
Weight	38g

Associated, plug-in 8-pin QRC relays **C7-A2x, C7-T, C7-G, C7-X, C7-W, C7-H**

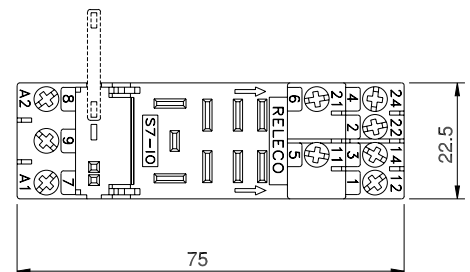
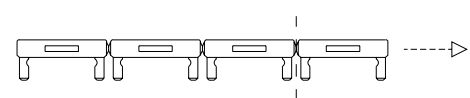
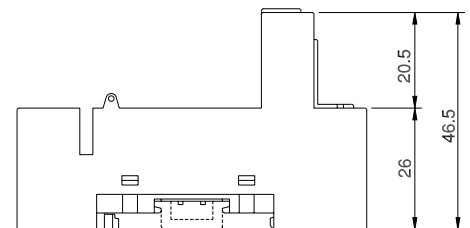
Accessories
Coil bridge bus bar **S7-BB**
Retaining clip, plastic **CP-01B**



Connection diagram



Dimensions [mm]



Sockets 4.0

4

Technical approvals, conformities



EN 60947-1, EN 61810-1