

# RMC08

Industrial Contactor | 4 pole | 8.5 A | 4 kW

### Main circuit

Contact material	AgNi
Rated voltage	690 V
Rated current AC-1	20 A
Rated current AC-3	8.5 A, 400 V
Rated current DC-13	0.25 A, 110 VDC
Minimum contact load	50 mA, 17 V
Rated load AC-1, 400 V	13 kW
Rated load AC-3, 400 V	4 kW
Mechanical endurance (cycles)	$\geq 1 \times 10^7$
Electrical endurance at rated load AC-1 (cycles)	$\geq 2 \times 10^5$
Electrical endurance at rated load AC-3 (cycles)	fig. 2
Switching frequency at rated load AC-1 (cycles/h)	$\leq 600$
Switching frequency at rated load AC-3 (cycles/h)	$\leq 600$
Switching frequency at rated load DC-3	$\leq 300$

### Control circuit

Nominal voltage	24 V AC, 230 V AC	24 V DC
Operating voltage range	0.85 ... 1.1 $U_N$	
Typ. pick-up voltage	$\leq 0.85 U_N$	
Typ. release voltage	$\geq 0.2 U_N$ AC	$\geq 0.1 U_N$ DC
Pick-up time	10 ... 15 ms	
Release time	6 ... 15 ms	
Power consumption AC / DC	8.1 VA / 4 W	
Rated frequency	50 / 60 Hz	

### Insulation

Rated insulation voltage	690 V
Rated impulse withstand voltage	6 kV
Pollution degree	3
Overvoltage category	III
Clearance of open contact	3.6 mm

### General data

Ambient temperature storage	-30 ... 80 °C
Ambient temperature operation open contact	-20 ... 60 °C
Ambient temperature operation close contact	-20 ... 45 °C
Conductor cross section Control / Main Circuit	2.5 mm <sup>2</sup> / 2.5 mm <sup>2</sup>
Nominal screw torque Control / Main Circuit	1.2 Nm / 1.2 Nm
Module width	fig. 3
Weight AC / DC Device	160 g / 215 g
Protection degree	IP 20
Housing material	PA 66

### Product references

Main circuit	Product reference	24	230
3 NO + 1 NO	RMC08-310/AC...V	✓	✓
3 NO + 1 NC	RMC08-301/AC...V	✓	✓
3 NO + 1 NO	RMC08-310/DC...V	✓	
3 NO + 1 NC	RMC08-301/DC...V	✓	

"..." list control circuit voltage to complete product references  
Other voltages on request. Please contact support@comatreleco.com

### Accessories

Auxiliary module	RMC-AUX
RC - Suppressor	RMC-RC
DI - Suppressor	RMC-DI



fig. 1. Wiring diagram

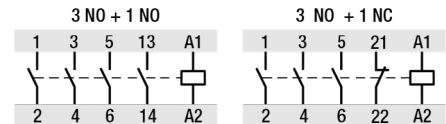


fig. 2. Electrical endurance

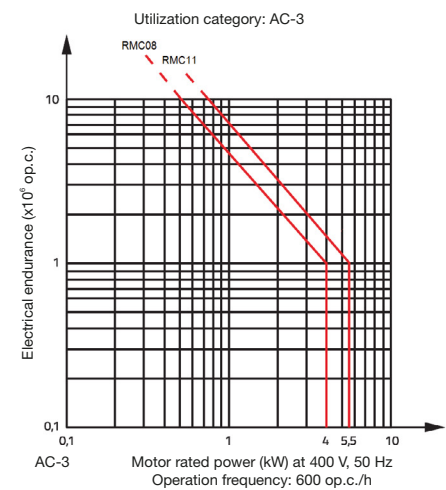
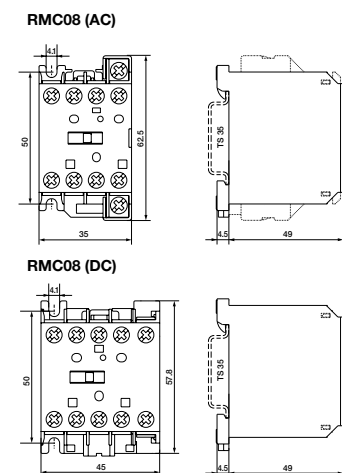


fig. 3. Dimensions (mm)



### Standards and approvals

Standards IEC/EN 60947

Approvals