

**Multifunction | 24 ... 60 V UC | 110 ... 240 V UC | 2 CO | Off delay without control voltage**
**Time data**

Timing functions	A, N
Timing range	0.1 s ... 20 min
Timing scale	1.2 s / 12 s / 120 s / 20 min

**Main circuit**

Number of contacts	2 CO
Contact Material	AgNi
Rated voltage	250 V
Rated current	5 A
Minimum load	10 mA, 12 V
Inrush current	10 A, 10 ms
Rated load DC	fig. 2
Rated load AC-1	1250 VA
Mechanical endurance (cycles)	$5 \times 10^6$
Electrical endurance at rated load AC-1 (cycles)	fig. 3

**Control circuit**

Nominal voltage	24 ... 60 V UC	110 ... 240 V UC
Operating voltage range	20 ... 75 V	88 ... 265 V
Power consumption AC / DC	0.9 VA / 0.9 W	1.2 VA / 1.2 W
Rated frequency	48 ... 400 Hz	48 ... 400 Hz

**Insulation**

Rated test voltage control / main circuit	2 kV rms / 1 min
Rated test voltage main / main circuit	2 kV rms / 1 min
Rated test voltage open contact	1 kV rms / 1 min
Pollution degree	2
Overtoltage category	III

**General data**

Ambient temperature storage	-40 ... 85 °C
Ambient temperature operation	-25 ... 60 °C
Module width	fig. 4
Weight	75 g
Protection degree	IP 20
Housing material	PC

**Product references**


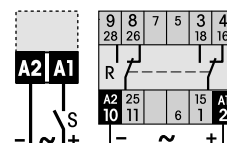
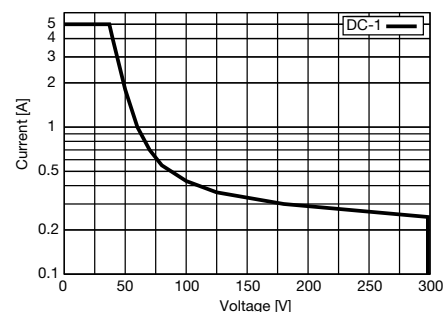
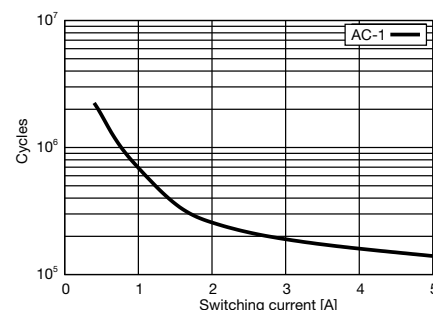
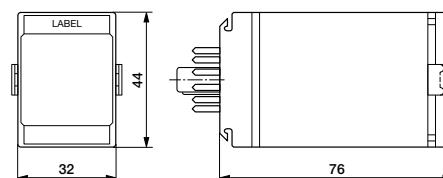
Types	Product reference	24-60	110-240
UC supply	C64/UC...V	✓	✓

"..." list control circuit voltage to complete product references.

Other voltages on request. Please contact [support@comatreleco.com](mailto:support@comatreleco.com).

**Accessories**

Sockets	S3-M
Retaining clip	HF-50
Transparent front cover	FA-50
Front panel mounting set	FZ-50L


**fig. 1. Wiring diagram**

**fig. 2. DC load limit curve**

**fig. 3. AC voltage endurance**

**fig. 4. Dimensions (mm)**

**Standards and approvals**

Standards IEC/EN 60947

Approvals

