


C55.4**Multifunction | 24 V DC | 1 Mosfet****Time data**

Timing functions	fig. 1 2: E, A, K, W, H, N, M, B, G, F, Q, I, P 3: E, W, H, B, I, P 4: U, V
Timing range	0.01 s ... 60 d
Timing scale	digital

Main circuit

Number of outputs	1 NO
Output type	 Mosfet
Output voltage range	19 ... 30 V
Rated current	2 A
Minimum load	1 mA, 5 V
Inrush current	40 A, 150 us
Mechanical endurance (cycles)	∞
Electrical endurance at rated load AC-1 (cycles)	∞

Control circuit

Nominal voltage	24 V DC
Operating voltage range	19 ... 30 V
Power consumption AC / DC	- / 300 mW
Typ. input current on command input AC / DC	- / 5.5 mA
Typ. threshold voltage on command input AC / DC	- / 10 V

Insulation

Pollution degree	2
Overvoltage category	III

General data

Ambient temperature storage	-40 ... 85 °C
Ambient temperature operation	-25 ... 60 °C
Module width	fig. 2
Weight	80 g
Protection degree	IP 20
Housing material	PC

Product references

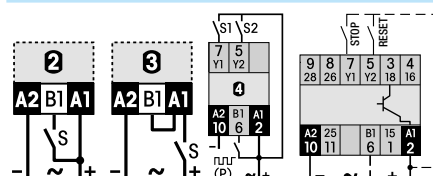
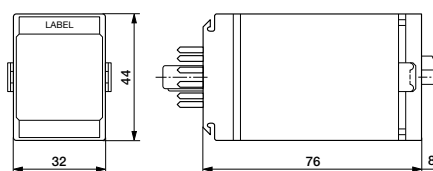
Types	Product reference	24
DC supply	C55.4/DC...V	✓

"..." list control circuit voltage to complete product references.

Other voltages on request. Please contact support@comatreleco.com.

Accessories

Sockets	S3-M
Retaining clip	HF-50
Transparent front cover	FA-50
Front panel mounting set	FZ-50L

**fig. 1. Wiring diagram****fig. 2. Dimensions (mm)****Standards and approvals**

Standards IEC/EN 60947

Approvals 