

AM1

Multifunction | 24 ... 60 V UC | 110 ... 240 V UC | 1 CO



Time data

Timing functions	E, W, B, B2
Timing range	0.5 s ... 60 min
Timing scale	6 min / 60 min

Main circuit

Number of contacts	1 CO
Contact Material	AgNi
Rated voltage	250 V
Rated current	10 A
Minimum load	10 mA, 12 V
Inrush current	16 A, 10 ms
Rated load DC	fig. 2
Rated load AC-1	2500 VA
Mechanical endurance (cycles)	2×10^7
Electrical endurance at rated load AC-1 (cycles)	fig. 3

Control circuit

Nominal voltage	24 ... 60 V UC	220 ... 240 V AC
Operating voltage range	20 - 75 V	180 - 265 V
Power consumption AC / DC	1.5 VA / 1.5 W	1.5 VA / 1.5 W
Typ. input current on command input AC / DC	40 / 40 mA	15 / 15 mA
Typ. threshold voltage on command input AC / DC	18 V / 18 V	170 V / 170 V
Rated frequency	40 ... 60 Hz	40 ... 60 Hz

Insulation

Rated test voltage control / main circuit	2 kV rms / 1 min
Rated test voltage open contact	1 kV rms / 1 min
Pollution degree	2
Overvoltage category	III

General data

Ambient temperature storage	-40 ... 85 °C
Ambient temperature operation	-40 ... 60 °C
Conductor cross section	2.5 mm ² , 2 x 1.5 mm ²
Nominal screw torque	0.4 Nm
Module width	fig. 4
Weight	70 g
Protection degree	IP 20
Housing material	PC

Product references

Types	Product reference	24-60	220-240
UC supply	AM1/UC...V	✓	✓

"..." list control circuit voltage to complete product references.
Other voltages on request. Please contact support@comatreleco.com.




fig. 1. Wiring diagram

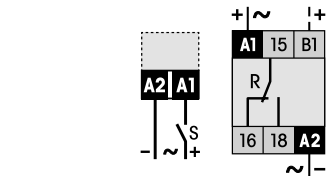


fig. 2. DC load limit curve

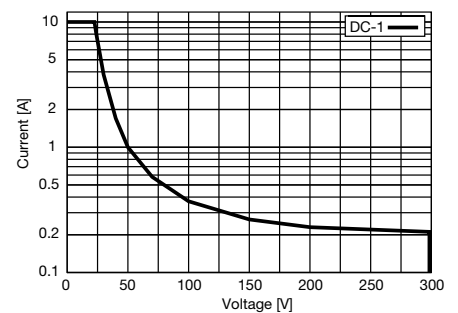


fig. 3. AC voltage endurance

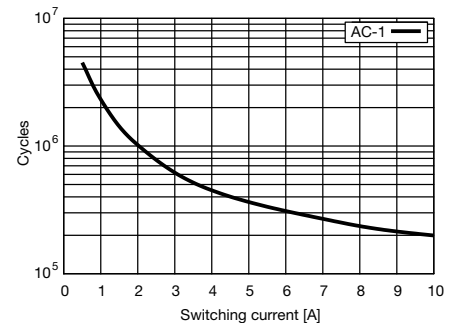
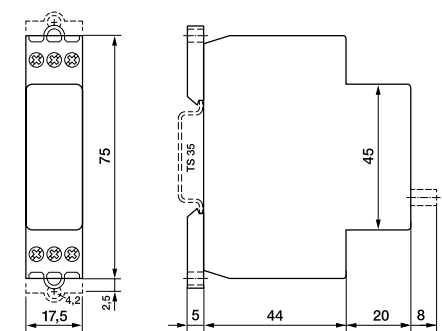


fig. 4. Dimensions (mm)



Standards and approvals

Standards IEC/EN 60947

Approvals