

## AE2, AE2M

On delay | 24 V UC | 220 ... 240 V AC | 1 CO

### Time data

Timing functions	E
Timing range	AE2: 0.8 s ... 1.5 min / AE2M: 0.1 min ... 12 min
Timing scale	AE2: 12 s / 1.5 min / AE2M: 1.5 min / 12 min

### Main circuit

Number of contacts	1 CO
Contact Material	AgNi
Rated voltage	250 V AC
Rated current	10 A
Minimum load	10 mA, 12 V
Inrush current	16 A, 10 ms
Rated load DC	fig. 2
Rated load AC-1	2500 VA
Mechanical endurance (cycles)	$2 \times 10^7$
Electrical endurance at rated load AC-1 (cycles)	fig. 3

### Control circuit

Nominal voltage	24 V UC	220 ... 240 V AC
Operating voltage range	0.8 ... 1.3 $U_N$	0.8 ... 1.1 $U_N$
Power consumption AC / DC	0.84 VA / 0.84 W	2.4 VA / -
Typ. input current on command input AC / DC	25 / 25 mA	5 mA / -
Typ. threshold voltage on command input AC / DC	10 V / 10 V	176 V / -
Rated frequency	48 ... 63 Hz	48 ... 63 Hz

### Insulation

Rated test voltage control / main circuit	2 kV rms / 1 min
Rated test voltage open contact	1 kV rms / 1 min
Pollution degree	2
Overvoltage category	III

### General data

Ambient temperature storage	-40 ... 85 °C
Ambient temperature operation	-40 ... 60 °C
Conductor cross section	2.5 mm <sup>2</sup> , 2 x 1.5 mm <sup>2</sup>
Nominal screw torque	0.4 Nm
Module width	fig. 4
Weight	65 g
Protection degree	IP 20
Housing material	PC

### Product references

Types	Product reference	24	220-240
UC supply	AE2/UC...V	✓	
AC supply	AE2/AC...V		✓
UC supply	AE2M/UC...V	✓	
AC supply	AE2M/AC...V		✓

"..." list control circuit voltage to complete product references.  
Other voltages on request. Please contact support@comatreleco.com.




fig. 1. Wiring diagram

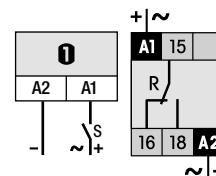


fig. 2. DC load limit curve

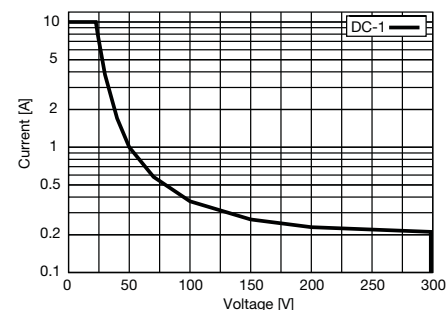


fig. 3. AC voltage endurance

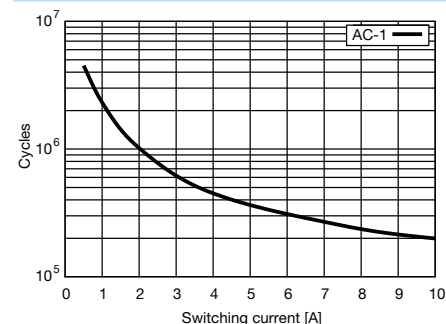
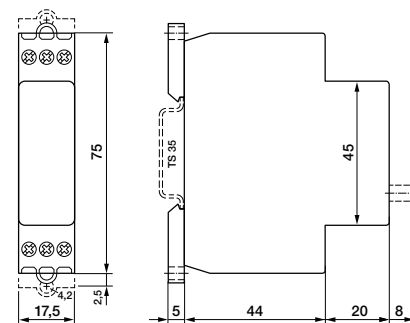


fig. 4. Dimensions (mm)



### Standards and approvals

Standards IEC/EN 60947

Approvals