Twilight switches

QUICKLUX

Wall or pole twilight switches which allow the activation of a load if the environment luminosity falls below the threshold settable through trimmer.
The innovative wiring system allows easy and fast installations.



1 Shockproof polycarbonate resin cover
2 Grommets for cables with sheathings of diameter:
- 5.6 ÷ 9 mm for Quicklux 3F
- 7 ÷ 10 mm for Quicklux 4F
3 Trimmer for luminosity adjustment

WALL OR POLE TWILIGHT SWITCHES

- Connectable load:
  - Incandescent lamps: 800 W / 230 V (cosφ ≥ 0,8)
  - Fluorescent lamps: 360 W / 230 V (cosφ ≥ 0,8)
- Quicklux 3F allows to connect loads 230 Vac powered
- Quicklux 4F allows to connect loads with any power supply

GENERAL CHARACTERISTICS

Power supply	V AC	230 (-15% ÷ +10%) - 50 / 60 Hz
Absorption	VA (W)	6 (1)
Fastened		Wall/Pole
Contacts capacity 250 V AC	A	10 (resistive load)
Sensitivity	lux	3 ÷ 70
Intervention time	s	10
Hysteresis factor	lux	4
Maximum cables section (flexible)	mm^2	1.5
Maximum diameter of cables with sheathing	mm	3
Protection	IP	54
Operating temperature	°C	0 ÷ +50
Storage temperature	°C	-10 ÷ +60
Relative humidity	RH	20% ÷ 90% non condensing

Code	Model	Description	Sensitivity
VE503900	Quicklux 3F	Twilight switch with 3 wires	3 ÷ 70 lux
VE504700	Quicklux 4F	Twilight switch with 4 wires	3 ÷ 70 lux

REFERENCE STANDARDS

Compliance with Community Directives: 2006/95/EC (Low Voltage) and 204/108/EC (E.M.C.) is declared with reference to the following standards: • Safety and E.M. Compatibility: 60669-2-1

DIMENSIONS (mm)

Front view **Side view**

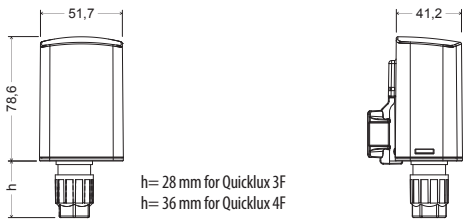

CONNECTION DIAGRAM

Quicklux 3F

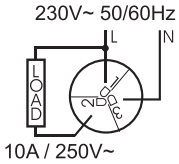
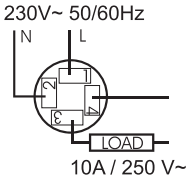
Quicklux 4F