

Softstarter 2 phases switched – CCM3H403USi

Type: CCM3H403USi

Softstarter CCM3 have two switched phases and are available with a nominal current of 3 to 50 A. The types CCM3...USi feature an integrated bypass. Separate potentiometers allow the adjustment of start-up and breaking times, as well as the kick-start function, and the start-up torque can be limited to 0 to 85 % of the nominal value.

Output

Switching element	Thyristor
Numbers of phases	2
Bypass	integrated
Nominal voltage (U_{nom})	400 VAC
Output voltage range	400 – 480 VAC
Reverse voltage	1200 V _{rrm}
Peak reverse voltage	1300 V _{rsm}
Min. load	3 A
Max. leakage current	5 mA
Max. inrush current	12 A
Operation current AC-53B @ U_{nom}	3 A
Switching cycles/h	32 cycles/h
Startup time	0,5 – 10 s
Deceleration time	0,5 – 10 s
Limit load	72 A ² s

Input

Voltage	24 – 230 VAC
Min. voltage	20,4 VAC
Max. voltage	253 VAC
Release voltage	5 VAC
Max. current	15 mA

Insulation

Insulation voltage	4 kV
Dielectric strength	660 V


General Specifications

Ambient temperature storage/operation	-20 – 80°C / -5 – 40°C
Connection terminals	Screw terminal 6 mm ²
Ingress protection degree	IP 20
Mounting	DIN rail TS35
Housing material	PPE Noryl SE1 / Aluminium
Weight	270 g

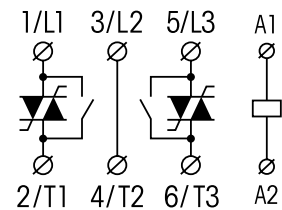
Standard type

Starting Torque Limiter

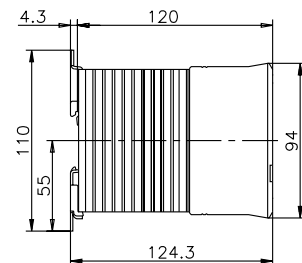
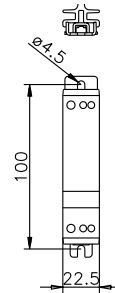
CCM3H403USi



Connection diagram



Dimensions [mm]



Technical approvals, conformities

