

# Softstarter 3 phases switched – CCM33H530USi

## Type: CCM33H530USi

Softstarter CCM33 have three switched phases and are available with a nominal current of up to 85 A. The types CCM33...USi feature an integrated bypass. Separate potentiometers allow the adjustment of start-up and breaking times, as well as the kick-start function, and the start-up torque can be limited to 0 to 85 % of the nominal value.

### Output

Switching element	Thyristor
Numbers of phases	3
Bypass	externally
Nominal voltage ( $U_{nom}$ )	<b>480 VAC</b>
Output voltage range	200 – 480 VAC
Reverse voltage	1200 V <sub>rrm</sub>
Peak reverse voltage	1300 V <sub>rsm</sub>
Min. load	3 A
Max. leakage current	5 mA
Max. inrush current	150 A
Operation current AC-53B @ $U_{nom}$	<b>30 A</b>
Switching cycles/h	120 cycles/h
Startup time	0,5 – 30 s
Deceleration time	0,5 – 60 s
Limit load	6300 A <sup>2</sup> s

### Input

Voltage	24 – 230 VAC
Min. voltage	20,4 VAC
Max. voltage	253 VAC
Release voltage	5 VAC
Max. current	15 mA

### Insulation

Insulation voltage	4 kV
Dielectric strength	660 V

### General Specifications

Ambient temperature storage/operation	-20 – 80°C / -5 – 40°C
Connection terminals	Screw terminal 10 mm <sup>2</sup>
Ingress protection degree	IP 20
Mounting	DIN rail TS35
Housing material	PPE Noryl SE1 / Aluminium
Weight	1050 g

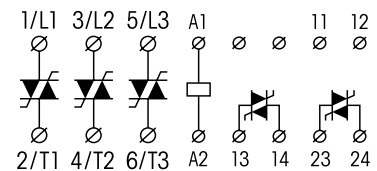
### Standard type

Starting Torque Limiter

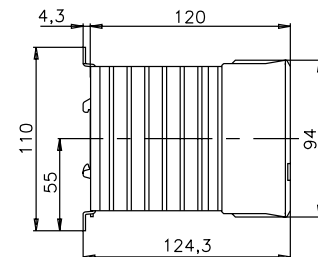
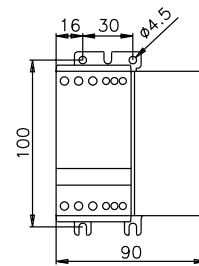
**CCM33H530USi**



### Connection diagram



### Dimensions [mm]



### Technical approvals, conformities

