

C301.04

3 pole | 3 Coil | Signal Relay

Maximum contact load	5 A / 250 V AC-1	5 A 30 V DC-1
Recommended minimum contact load	1 mA / 0.1 V	

Contacts

Type	3 x 1 NO
Material	Ag Alloy
Max. inrush current	-

Coil

Operation voltage DC	0.8 ... 1.2 U _N
Nominal power DC	3 x 0.25 W

Insulation

Test voltage I / O	2000 Vrms / 1min
Pollution degree	3
Over voltage category	III
Open contact	1000 Vrms
Standard	EN61810-1

Specifications

Ambient temperature: operation / storage	-20 ... 55 °C / -40 ... 85 °C (no ice)
Typical response time @ V _n	6 ms
Typical release time @ V _n	30 ms
Cond. cross section screw terminal	2.5 mm ²
Protection degree	IP 20
Mounting position	any
Weight	65 g

Product References

DC24V C301.04...V

"..." List Coil Voltage to complete Product References



Connection diagram

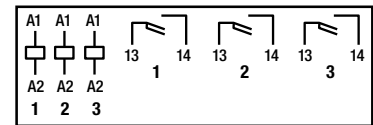
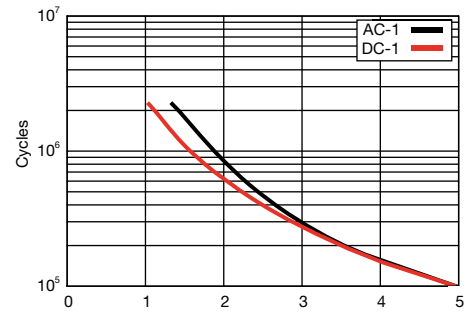
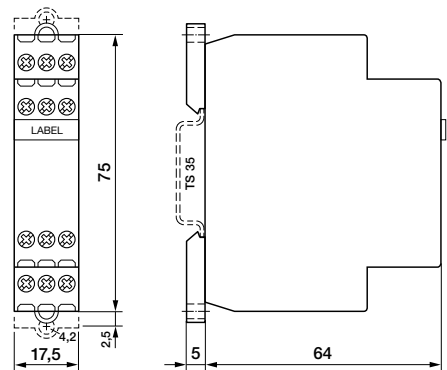


fig. 1 Contact endurance



Dimensions (mm)



Technical approvals, conformities



EN 61810